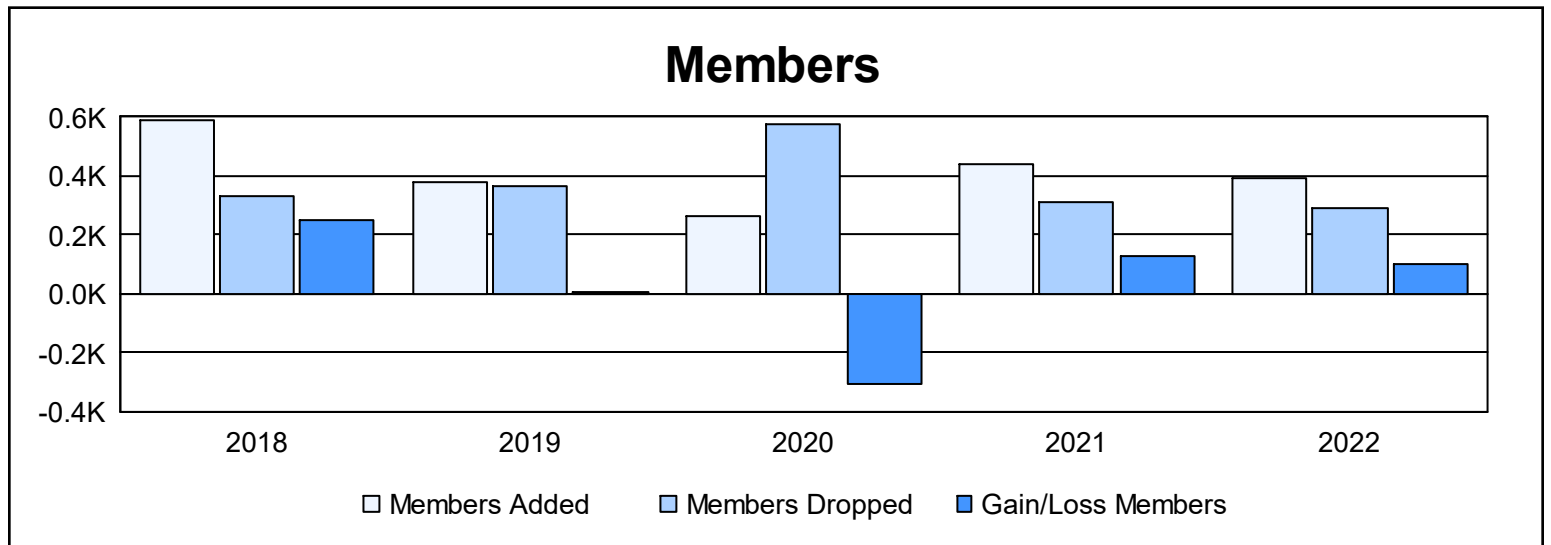
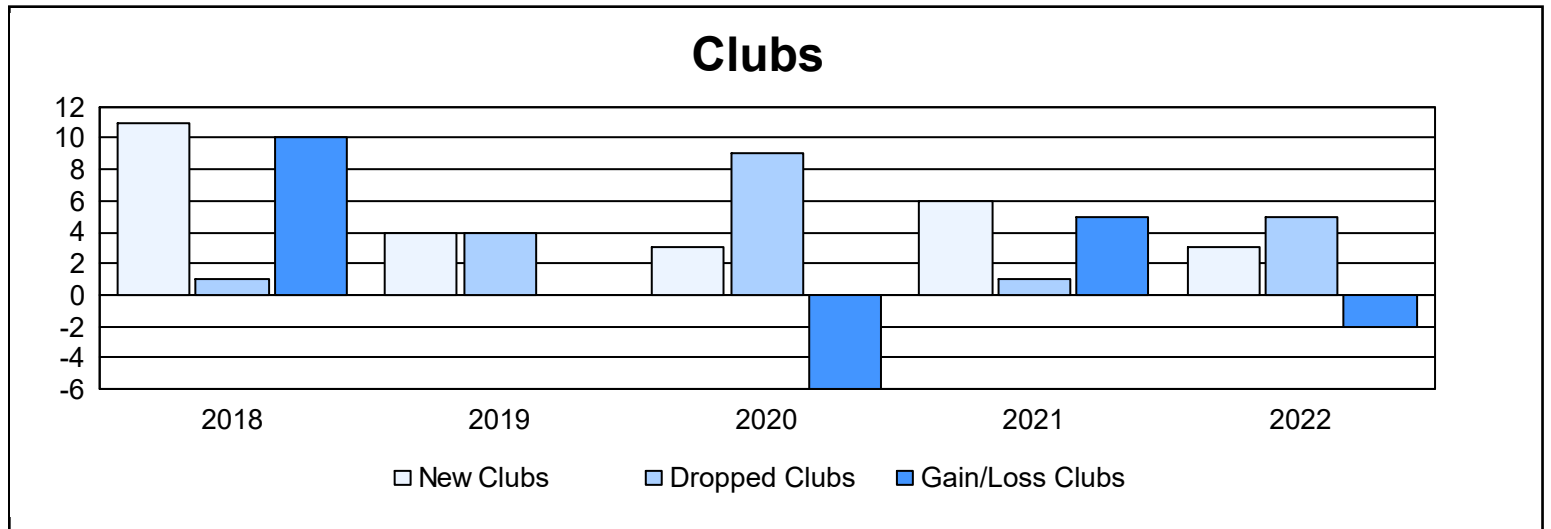
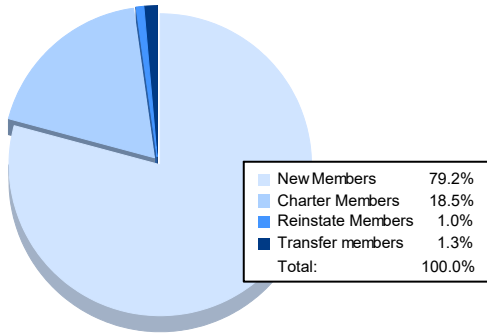


| Year           | New Clubs | Dropped Clubs | Gain/ Loss Clubs | New Members | Charter Members | Reinstate Members | Transfer Members | Total Member Added | Total Members Dropped | Gain/ Loss Members |
|----------------|-----------|---------------|------------------|-------------|-----------------|-------------------|------------------|--------------------|-----------------------|--------------------|
| 2017-2018      | 11        | 1             | 10               | 291         | 265             | 29                | 2                | 587                | 335                   | 252                |
| 2018-2019      | 4         | 4             | 0                | 250         | 108             | 17                | 1                | 376                | 368                   | 8                  |
| 2019-2020      | 3         | 9             | -6               | 142         | 88              | 32                | 5                | 267                | 576                   | -309               |
| 2020-2021      | 6         | 1             | 5                | 284         | 139             | 8                 | 8                | 439                | 311                   | 128                |
| 2021-2022      | 3         | 5             | -2               | 313         | 73              | 4                 | 5                | 395                | 294                   | 101                |
| <b>Average</b> | <b>5</b>  | <b>4</b>      | <b>1</b>         | <b>256</b>  | <b>135</b>      | <b>18</b>         | <b>4</b>         | <b>413</b>         | <b>377</b>            | <b>36</b>          |



### Membership Composition June 2022 Cumulative



### Gender Composition June 2022 Cumulative

